



**JAIN UNIVERSITY**

Declared as Deemed-to-be University u/s 3 of the UGC Act, 1956

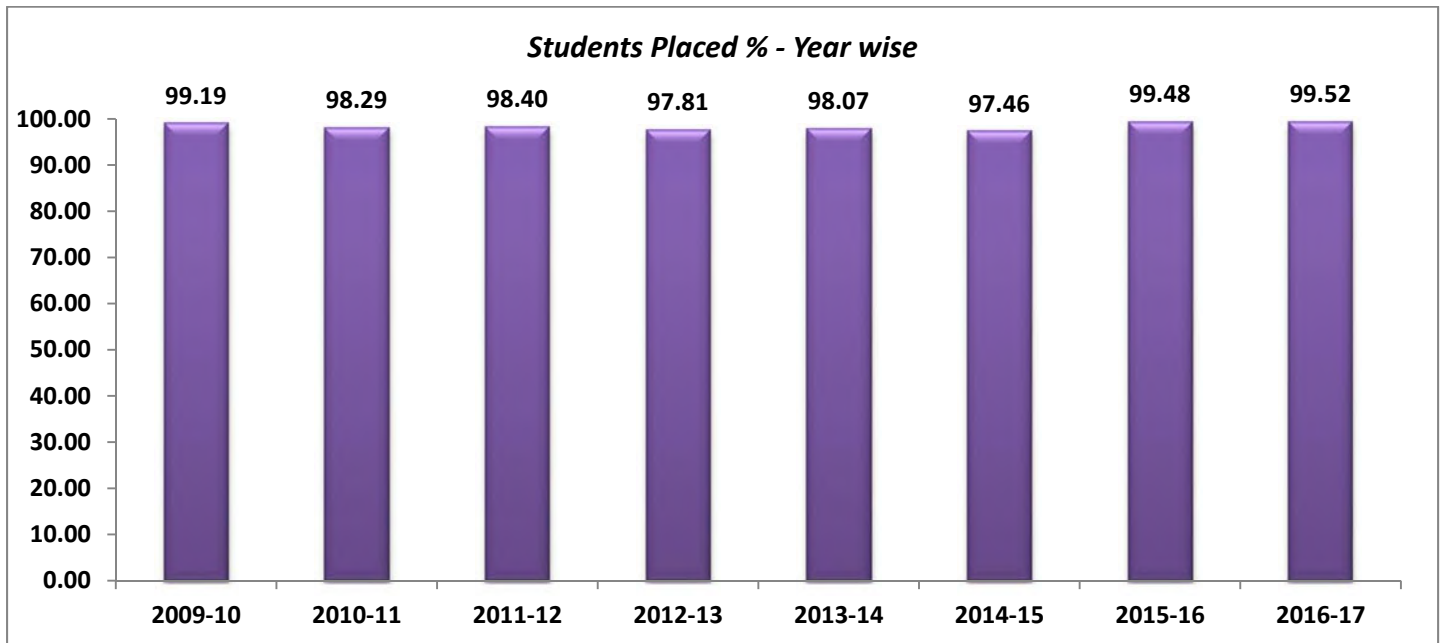
# Placement Statistics

**Faculty of Commerce (2009-2017)**

**(Bachelor of Commerce & Master of Commerce)**

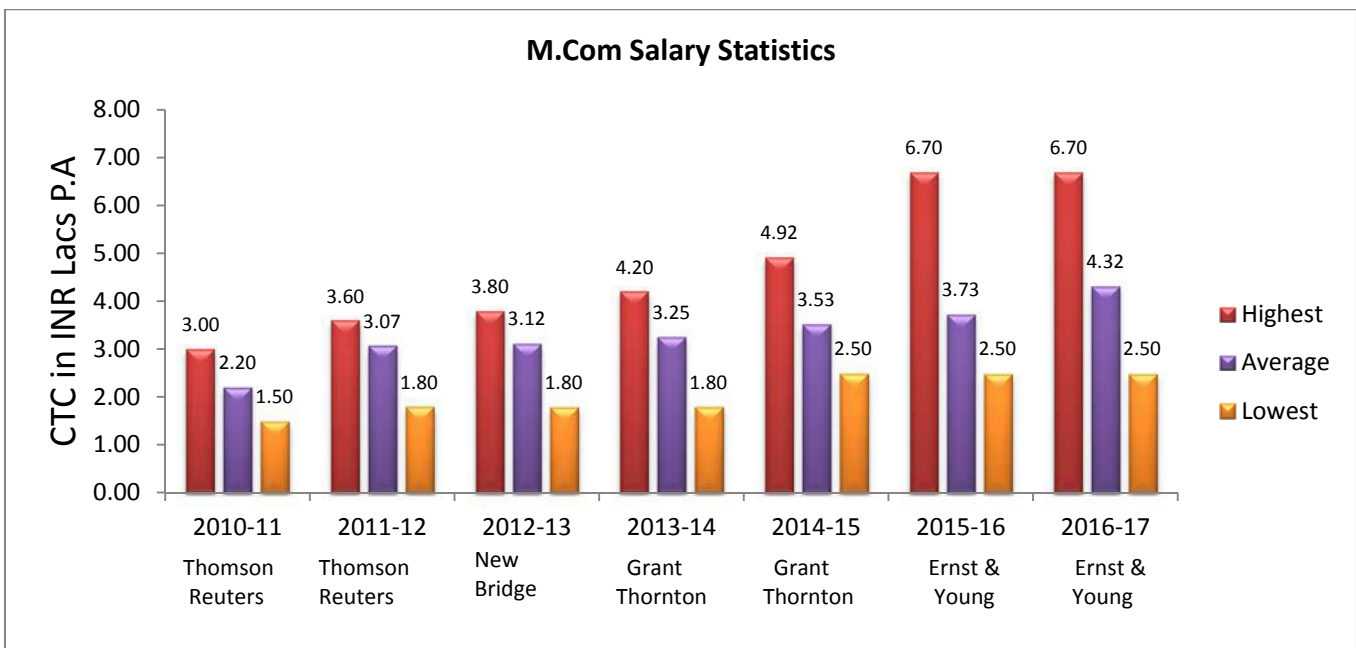
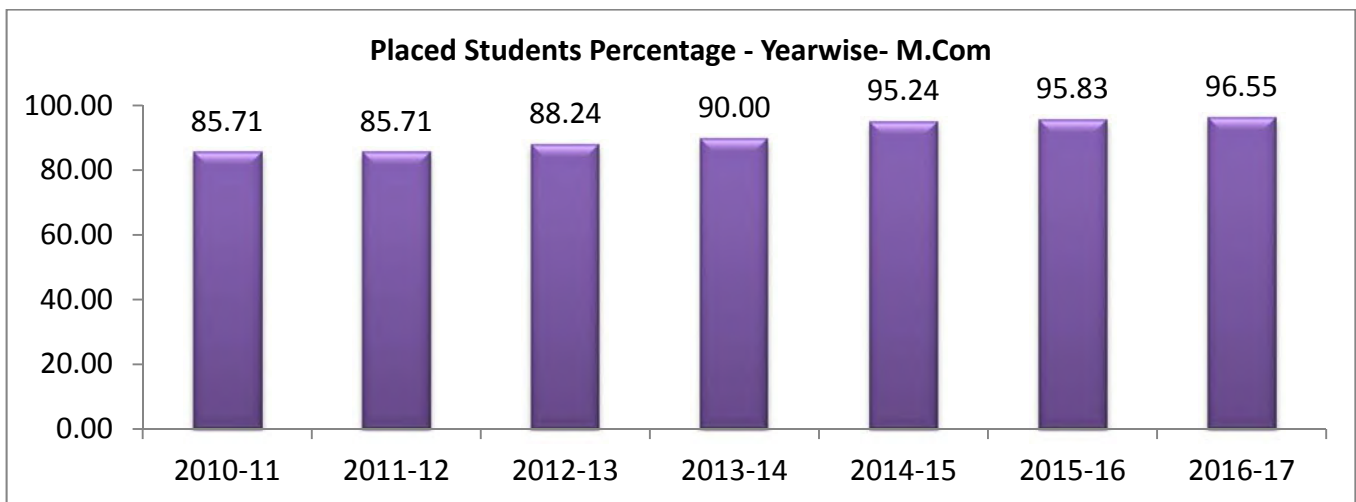
### *Faculty of Commerce*

<b>Year</b>	<b>Total No of Students</b>	<b>Applied for Placement</b>	<b>Eligible for Placement</b>	<b>No of Students Placed</b>	<b>% of Students Placed</b>
2009-10	429	372	372	369	99.19
2010-11	428	350	350	344	98.29
2011-12	820	375	375	369	98.40
2012-13	690	365	365	357	97.81
2013-14	982	362	362	355	98.07
2014-15	974	354	354	345	97.46
2015-16	674	398	386	384	99.48
2016-17	624	423	414	412	99.52



### Faculty of Commerce - M.Com

Year	Total No of Students	Applied for Placement	Eligible for Placement	No of Students Placed	% of Students Placed
2010-11	22	8	7	6	85.71
2011-12	32	14	14	12	85.71
2012-13	25	17	17	15	88.24
2013-14	24	20	20	18	90.00
2014-15	50	21	21	20	95.24
2015-16	45	27	24	23	95.83
2016-17	38	29	29	28	96.55
<b>Total</b>	<b>236</b>	<b>136</b>	<b>132</b>	<b>122</b>	



### Faculty of Commerce - B.Com

Year	Total No of Students	Applied for Placement	Eligible for Placement	No of Students Placed	% of Students Placed
2011-12	788	361	361	357	98.89
2012-13	665	348	348	342	98.28
2013-14	958	342	342	337	98.54
2014-15	924	333	333	325	97.60
2015-16	629	371	362	361	99.72
2016-17	586	394	385	384	99.74
Total	4550	2149	2131	2106	

