



JAIN UNIVERSITY

Declared as Deemed-to-be University u/s 3 of the UGC Act, 1956

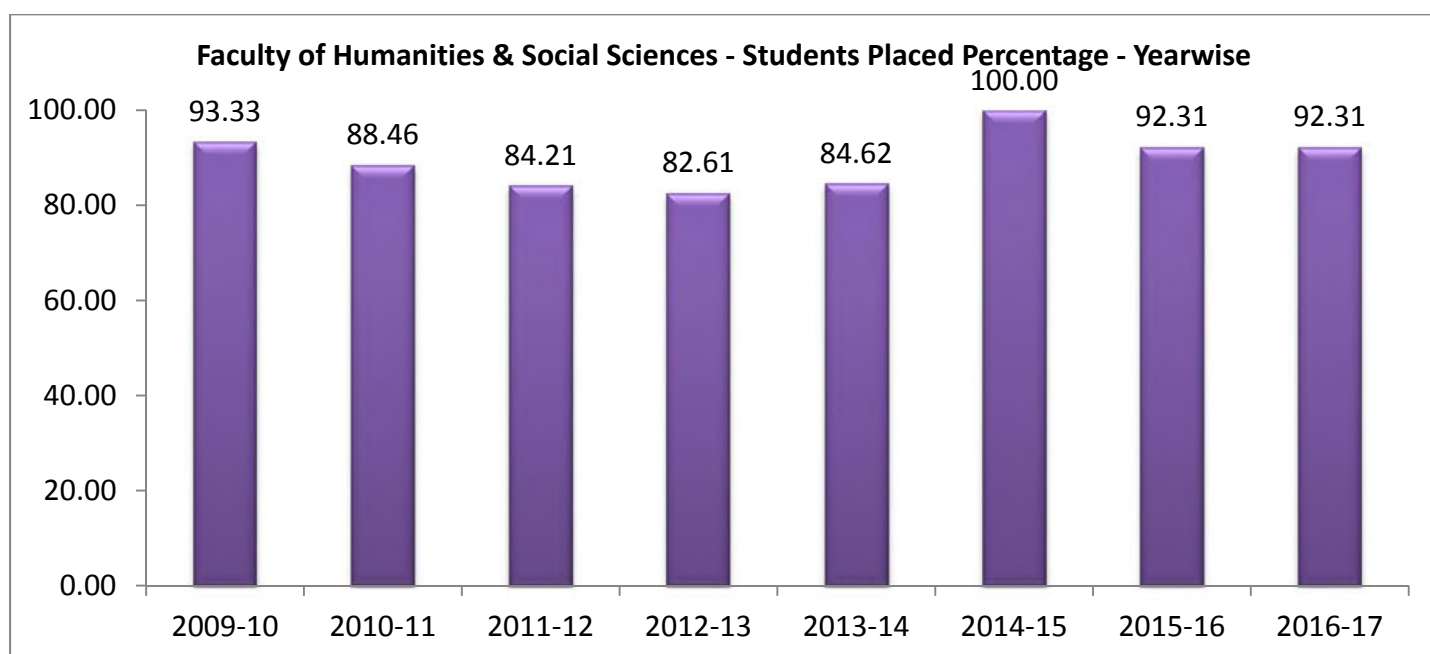
Placement Statistics

Faculty of Humanities &
Social Sciences (2009-2017)

(Bachelor of Arts & Master of Arts)

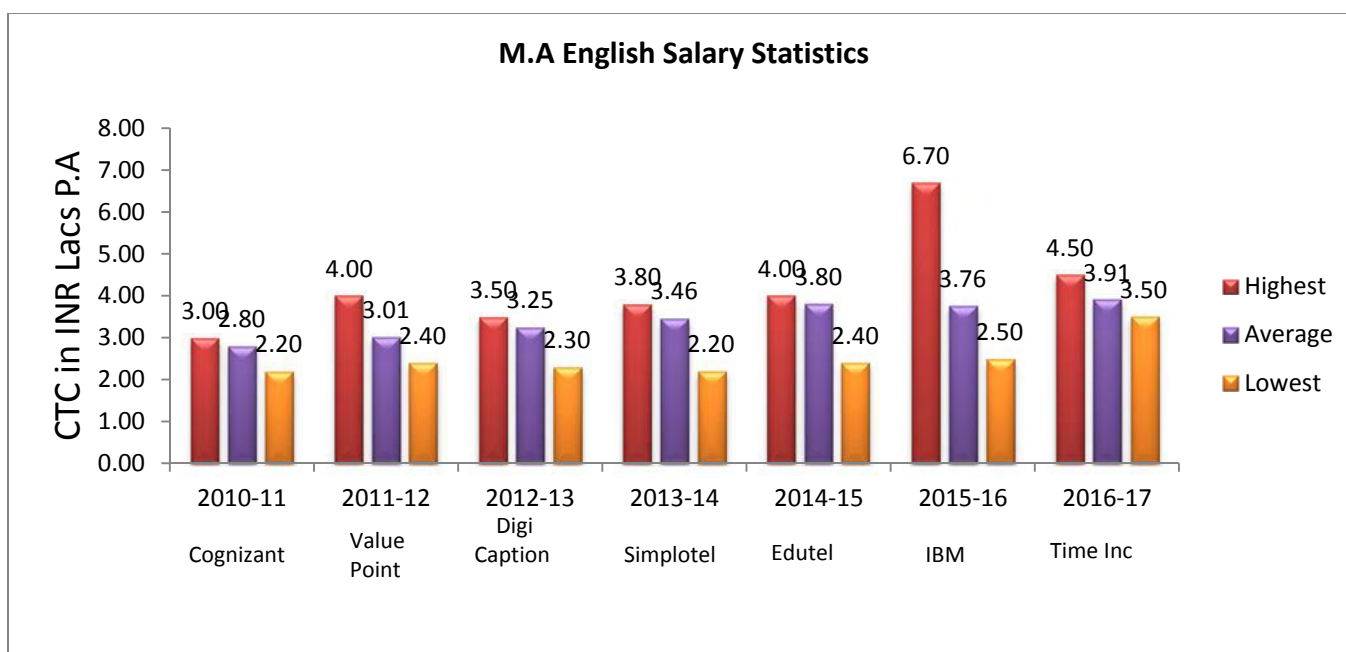
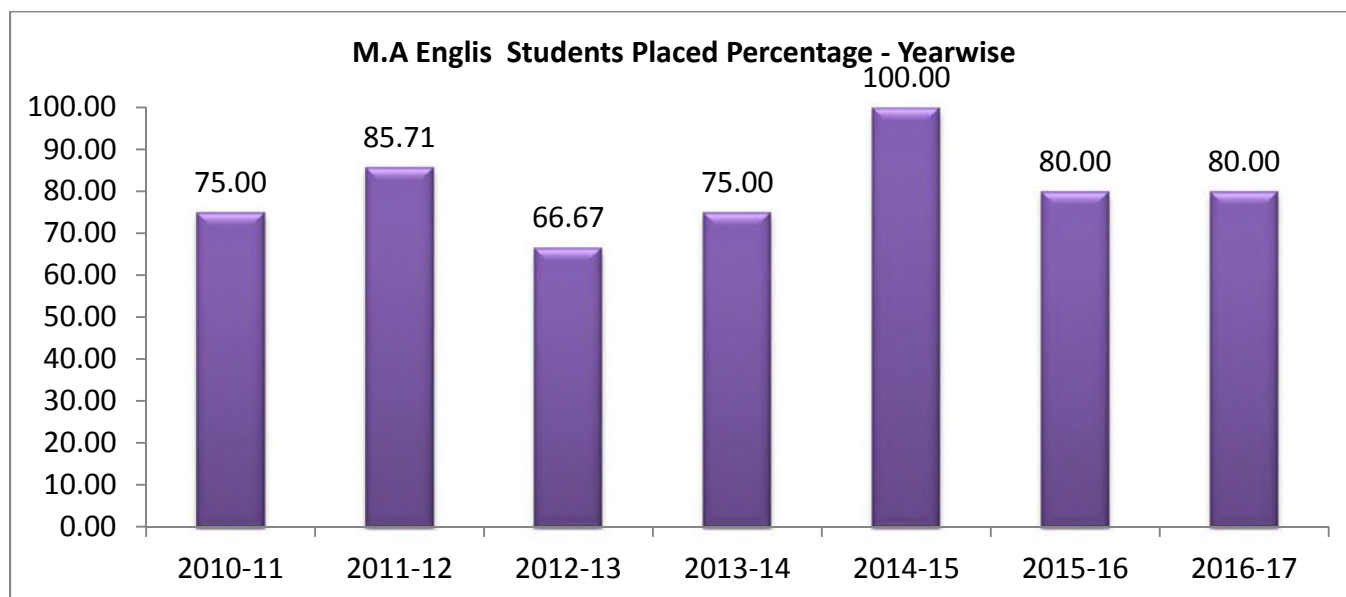
Faculty of Humanities & Social Sciences

Year	Total No of Students	Applied for Placement	Eligible for Placement	No of Students Placed	% of Students Placed
2009-10	41	30	30	28	93.33
2010-11	41	26	26	23	88.46
2011-12	93	19	19	16	84.21
2012-13	111	23	23	19	82.61
2013-14	111	13	13	11	84.62
2014-15	90	12	12	12	100.00
2015-16	154	15	13	12	92.31
2016-17	191	13	13	12	92.31



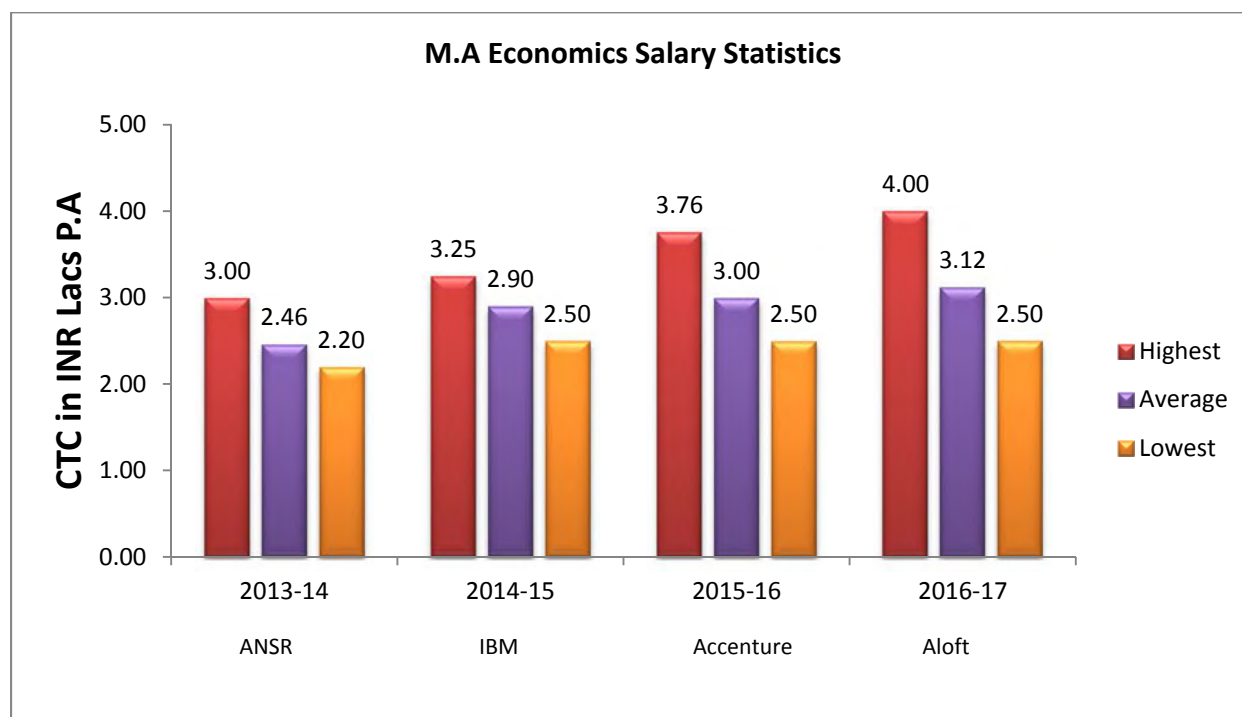
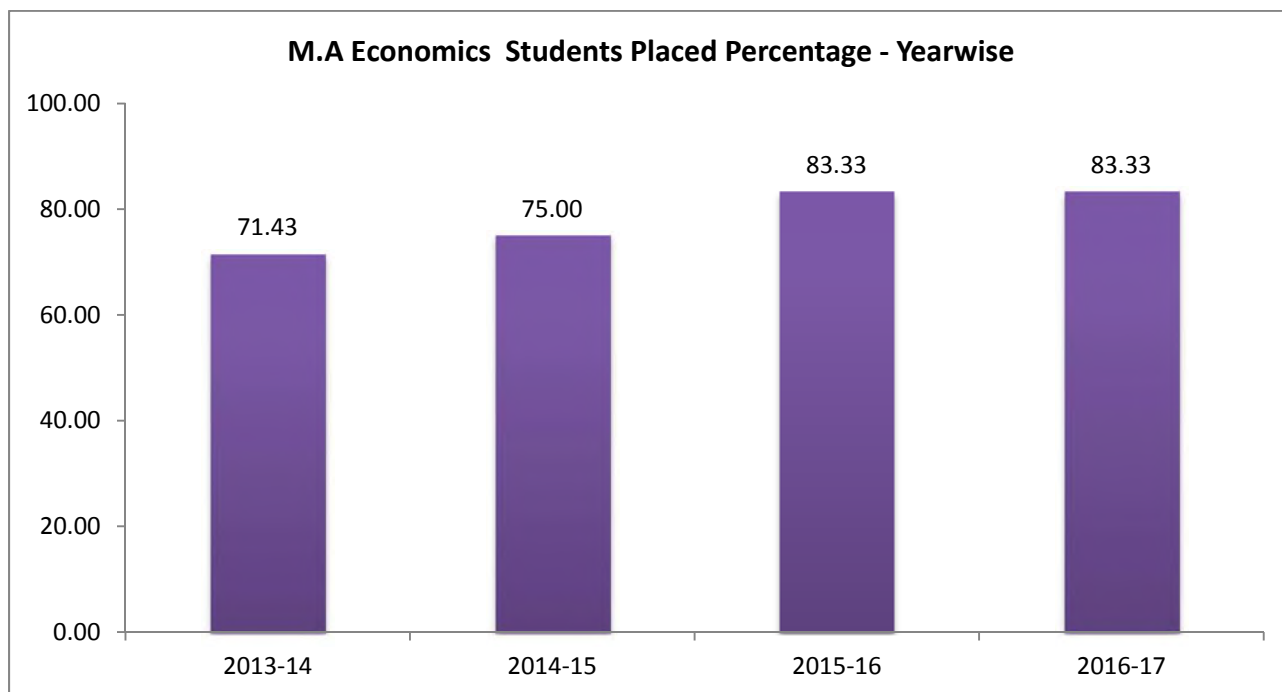
Faculty of Humanities & Social Sciences – M.A English

Year	Total No of Students	Applied for Placement	Eligible for Placement	No of Students Placed	% of Students Placed
2010-11	17	6	4	3	75.00
2011-12	34	7	7	6	85.71
2012-13	29	6	6	4	66.67
2013-14	28	4	4	3	75.00
2014-15	31	5	5	5	100.00
2015-16	75	5	5	4	80.00
2016-17	48	5	5	4	80.00
Total	262	38	36	29	



Faculty of Humanities & Social Sciences – M.A Economics

Year	No of Students	Applied for Placement	Eligible for Placements	No of Students Placed	% of Students Placed
2013-14	14	9	7	5	71.4
2014-15	11	6	4	3	75.0
2015-16	23	8	6	5	83.3
2016-17	10	7	6	5	83.3



Faculty of Humanities & Social Sciences – B.A

Year	Total No of Students	Applied for Placement	Eligible for Placement	No of Students Placed	% of Students Placed
2011-12	59	12	12	10	83.33
2012-13	82	17	17	15	88.24
2013-14	83	9	9	8	88.89
2014-15	59	7	7	7	100.00
2015-16	79	10	8	8	100.00
2016-17	143	8	8	8	100.00
Total	505	63	61	56	

